



How to create a payment

using the Pay Now link?





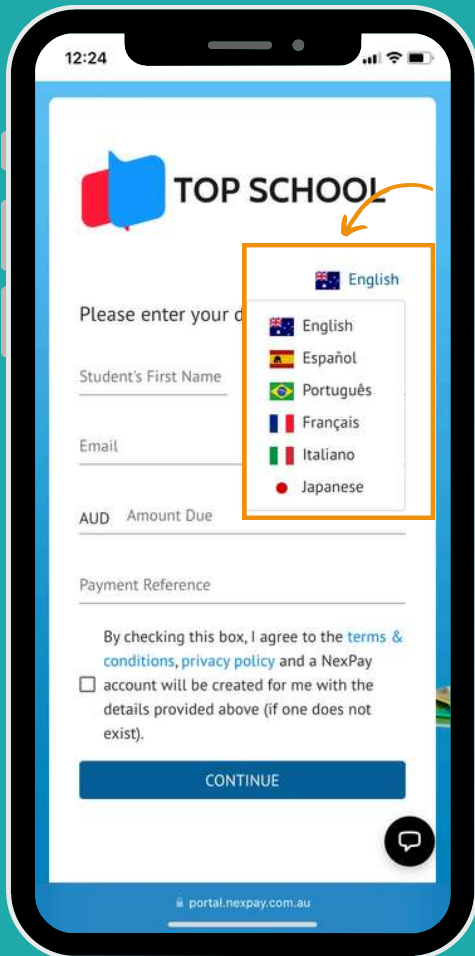
Before starting the payment creation process, have on hand:

- Invoice and payer's ID

WHO IS THE PAYER?

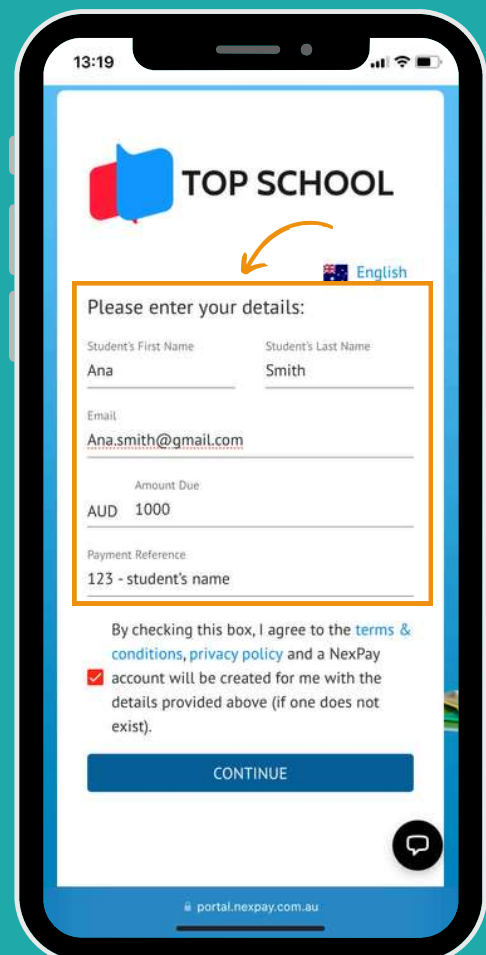
The individual responsible for making the payment (for example, if a parent is making the payment on behalf of the student, the payment details should belong to the parent).

The payment information must be provided by an individual, not a company.



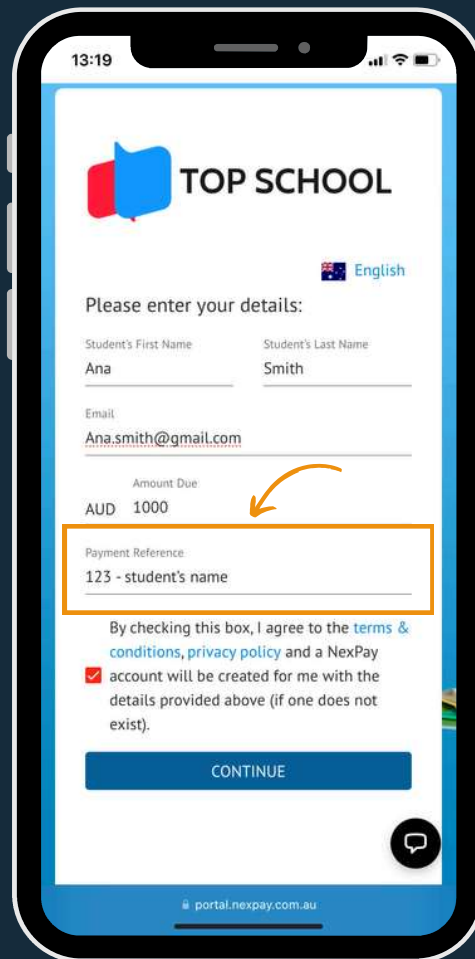
Step 1 | Choose the **language** to create the payment within the platform

Step 2 | Enter your registration details.





Step 3 | In the 'Payment Reference' field, you will enter the invoice number and name. Then simply click on 'Continue'.

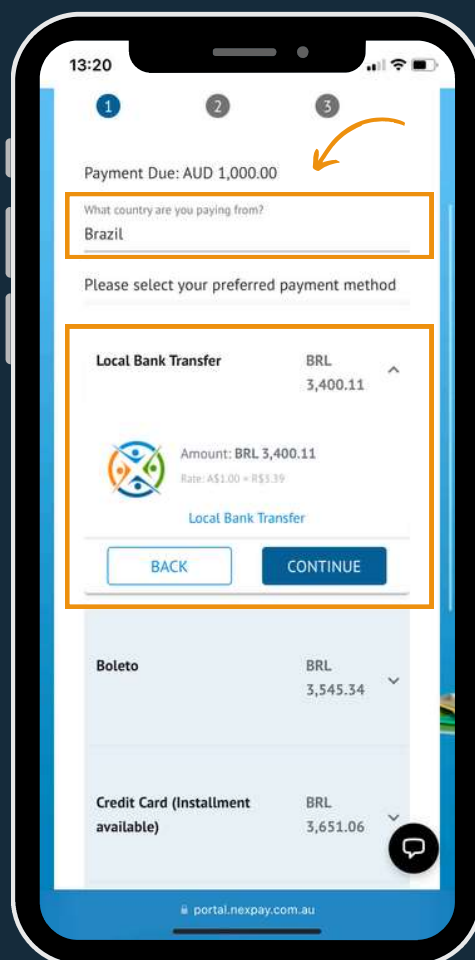


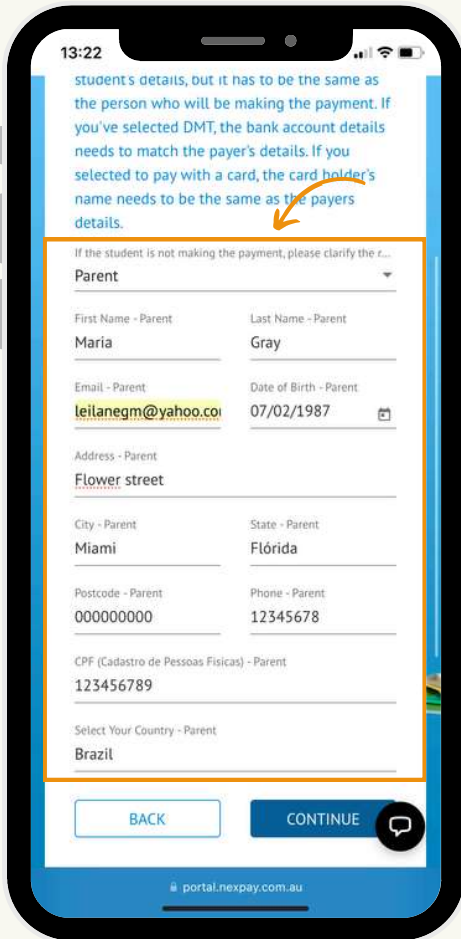


Step 4 | Choose the country from where you will make the payment and select your preferred method: **bank slip**, **bank transfer**, or **credit card**.

Please note that credit card payments can be split into **up to 12 installments**. The installment amounts and the total value will be displayed at the time of payment completion.

*Available for Brazil, Chile, Colombia, and Mexico.





13:22

student's details, but it has to be the same as the person who will be making the payment. If you've selected DMT, the bank account details needs to match the payer's details. If you selected to pay with a card, the card holder's name needs to be the same as the payers details.

If the student is not making the payment, please clarify the e...

Parent

First Name - Parent	Last Name - Parent
María	Gray

Email - Parent	Date of Birth - Parent
leilaneqm@yahoo.co	07/02/1987

Address - Parent

Flower street

City - Parent	State - Parent
Miami	Flórida

Postcode - Parent	Phone - Parent
000000000	12345678

CPF (Cadastro de Pessoas Físicas) - Parent

123456789

Select Your Country - Parent

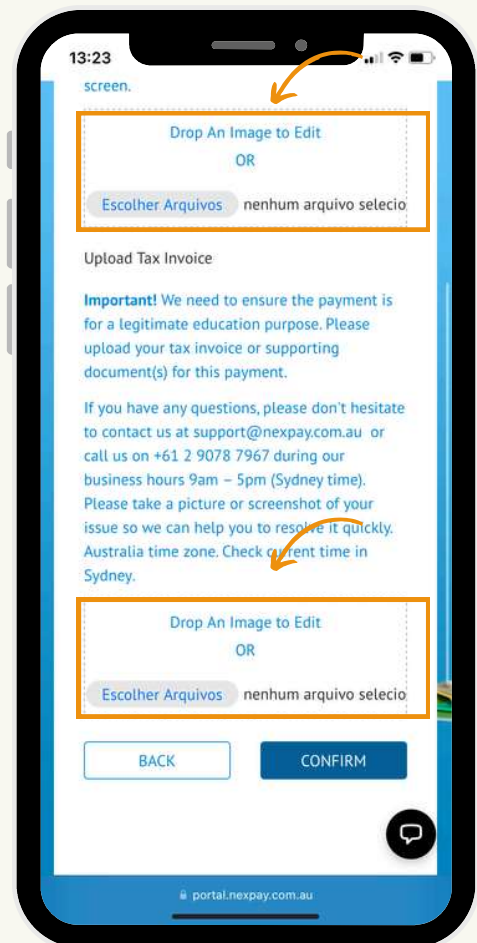
Brazil

BACK CONTINUE

portal.nexpay.com.au

Step 5 | Enter the payer's personal information.

Step 6 | Upload the payer's identification document and the invoice (driver's license, passport, etc.). Then click on 'confirm'.



13:23

screen.

Drop An Image to Edit

OR

Escolher Arquivos nenhum arquivo selecionado

Upload Tax Invoice

Important! We need to ensure the payment is for a legitimate education purpose. Please upload your tax invoice or supporting document(s) for this payment.

If you have any questions, please don't hesitate to contact us at support@nexpay.com.au or call us on +61 2 9078 7967 during our business hours 9am – 5pm (Sydney time). Please take a picture or screenshot of your issue so we can help you to resolve it quickly. Australia time zone. Check current time in Sydney.

Drop An Image to Edit

OR

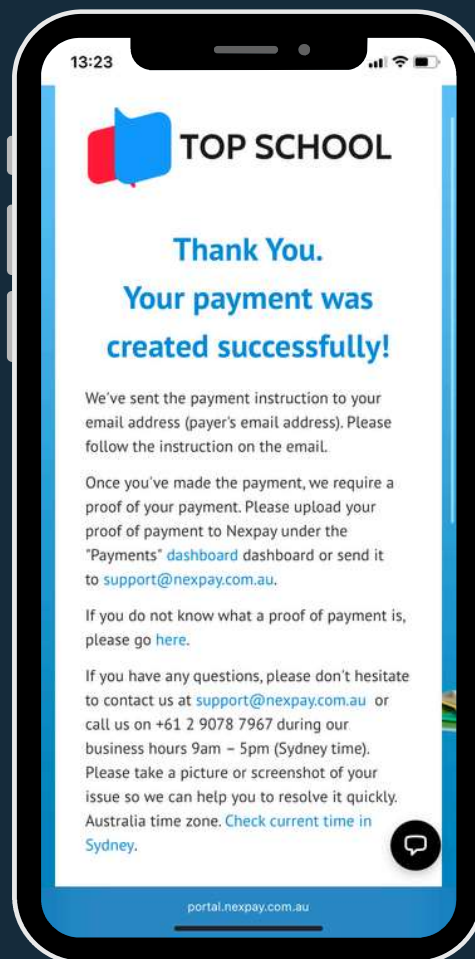
Escolher Arquivos nenhum arquivo selecionado

BACK CONFIRM

portal.nexpay.com.au



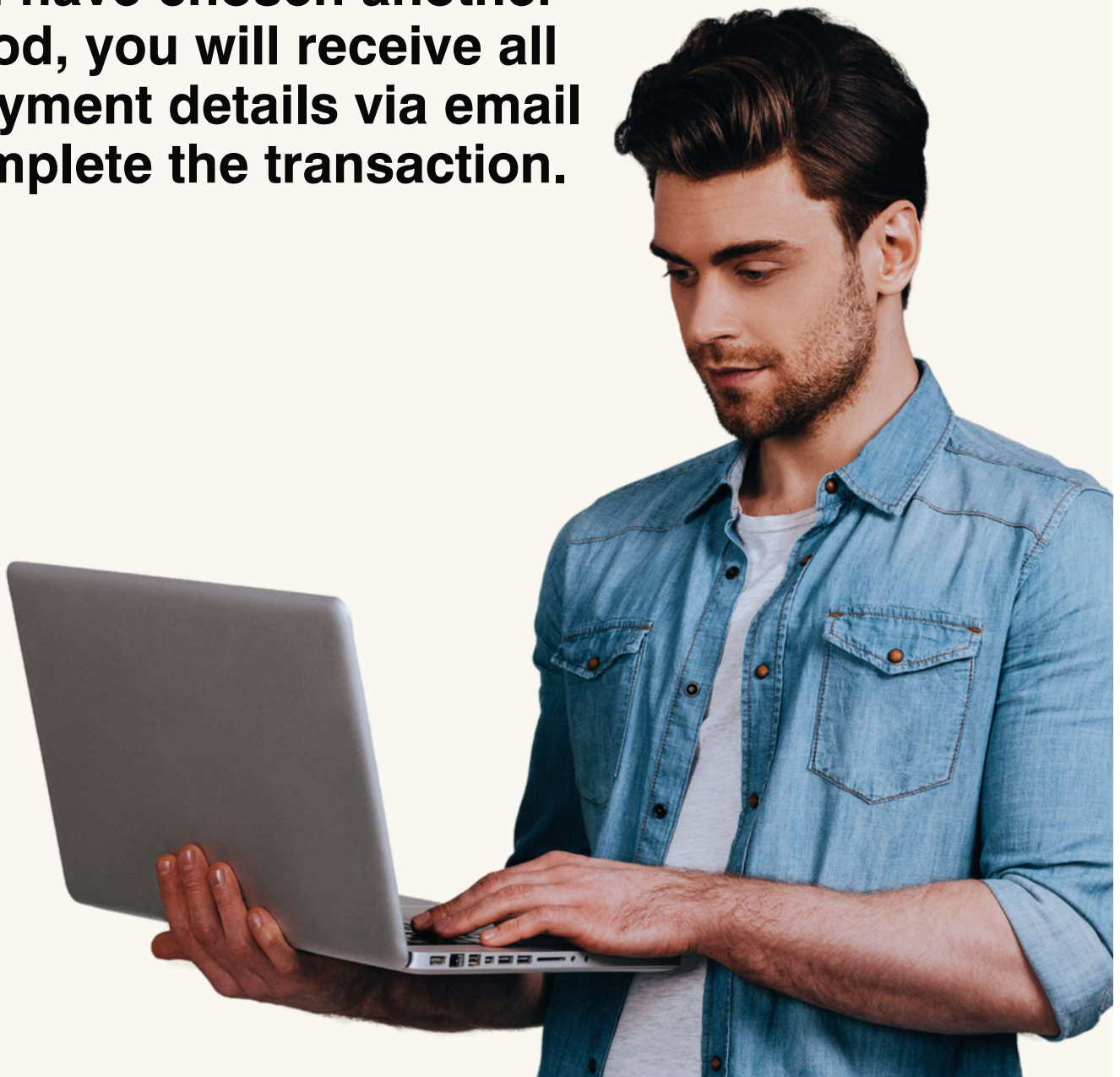
Step 7 | Done! The payment has been created and sent to your email with all the instructions to be completed within 48 hours.





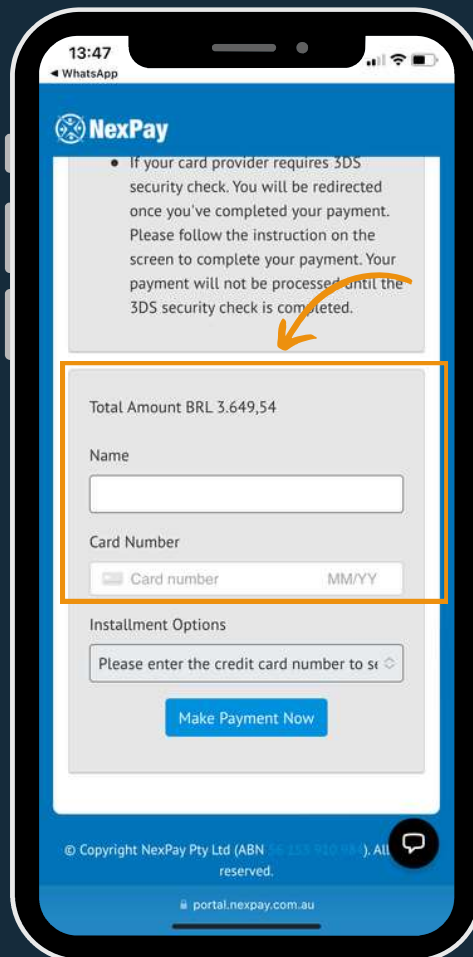
If you have chosen credit card payment, you will receive a link and will be directed to fill in the details.

If you have chosen another method, you will receive all the payment details via email to complete the transaction.



CREDIT CARD PAYMENT

Step 1 | Enter the card information.



13:47
WhatsApp

NexPay

- If your card provider requires 3DS security check. You will be redirected once you've completed your payment. Please follow the instruction on the screen to complete your payment. Your payment will not be processed until the 3DS security check is completed.

Total Amount BRL 3,649.54

Name

Card Number
 Card number MM/YY

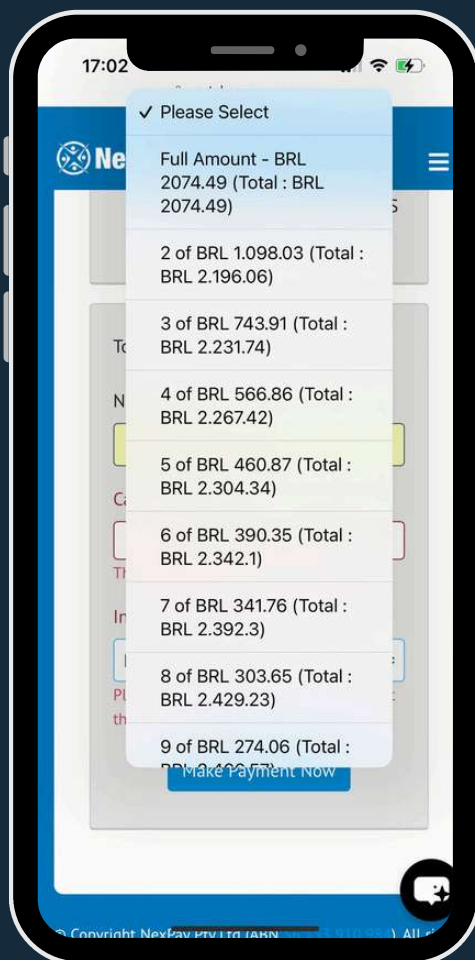
Installment Options
Please enter the credit card number to see options

[Make Payment Now](#)

© Copyright NexPay Pty Ltd (ABN 28 233 910 098). All rights reserved.
portal.nexpay.com.au

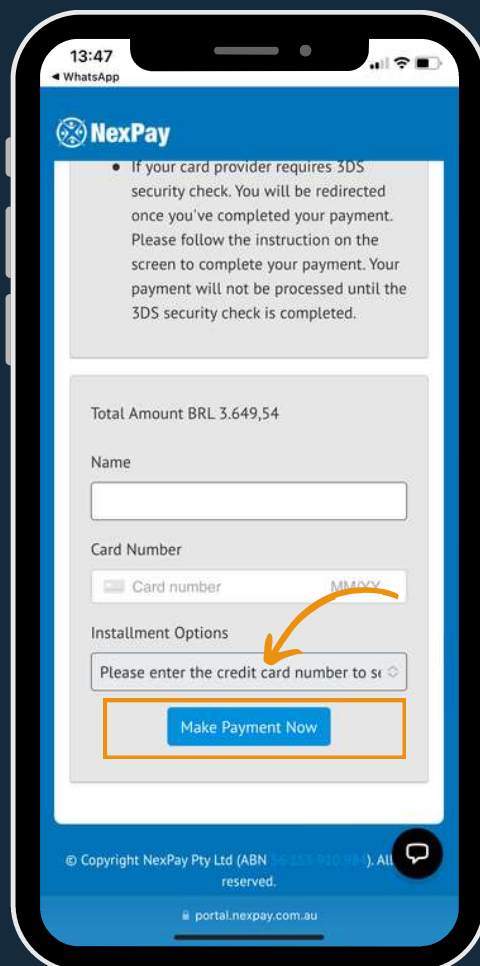


Step 2 | Choose the number of installments you'd like to proceed with the payment (you'll see details of the installment and the total amount). Please note that the card considers a domestic purchase, not international, meaning there's no IOF tax*.





Step 3 | Finally, click on 'Make Payment Now', and the payment will be processed. If the chosen payment method was bank transfer or bank slip, both will also arrive via email with all instructions.







If you have any questions,
**feel free to
reach out to**

our team:

Camila Tanus | Reg Director Americas


 camila.tanus@nexpay.com.au

Jéssica Campos | Sales Manager BR


 jessica.campos@nexpay.com.au


 +55 11 97678-0073

Carolina Cardoso | Reg Director UK&EU

 carolina.cardoso@nexpay.com.au

**Clara Carballo | Sales Manager Mex,
CA&Caribbean**


 clara.carballo@nexpay.com.au


 +52 55 9190-8500

Maria Bonilla | Reg Director Oceania&Asia

 maria.bonilla@nexpay.com.au

**Luisa Montana | Sales Manager South
America (ES)**

 luisa.montana@nexpay.com.au

 +57 31 9442-9840